

Hairudin Thalib .
10/01/2005 .

BIRO KLASIFIKASI INDONESIA

Guidelines for the Carriage of Refrigerated Containers on Board Ships



EDITION 2004

The following Guidelines come into force on 1st December 2004

Reproduction in whole or in part by any means, is subject to the permission in writing by Biro Klasifikasi Indonesia Head Office

P.T. (Persero) Biro Klasifikasi Indonesia

Head Office : Jl. Yos Sudarso No. 38-39-40

Tanjung Priok - Jakarta 14320

PO.Box : 1010/JKU

Indonesia

Telephone : +62 (021) 497021, 4300993, 4301017, 4301703, 4353291, 4353292

Telefax : +62 (021) 492509, 496175, 4371813

e-mail: bki@klasifikasiindonesia.comWebsite: [http:// www.klasifikasiindonesia.com](http://www.klasifikasiindonesia.com)**BOARD OF COMMISSIONERS**

Chairman	: Capt. Albert Lopian
Commissioners	: Drs. Budiarmo Teguh Widodo Drs. Achmad Chotibudin, MM
Secretary	: Yulizar, SE

BOARD OF MANAGING DIRECTORS

President Director	: Ir. Muchtar Ali
Technical Director	: Ir. Haryanto
Business Director	: Ir. R. Wibisono, MM
Finance & Personnel Director	: Drs. Donny S. Purba

SURVEY DIVISION

Reporting & Certification Sect.	: -
Monitoring & Register Sect.	: Ir. Muardy Kobandaha
Acquisition Sect.	: Ir. Purnomohadi : Soesetyo Adie, AMK-B, MM

HULL & MATERIAL DIVISION

Hull Sect.	: Ir. Onot Subagyo
Material & Welding Sect.	: Ir. Heru Widodo : Ir. Imam Darmadi

MACHINERY & ELECTRICAL DIVISION

Machinery Sect.	: Ir. L. Manupassa
Electrical Sect.	: Ir. Agus Wijaya : Ir. Agus Salim

STATUTORY DIVISION : Ir. Fathorrachman Said, M.Sc
Load Line & Cargo Gear Sect. : Ir. Bambang Tri Suharto
SOLAS, MARPOL & ISM Sect. : Ir. Heintje Angganois

QUALITY ASSURANCE DEPARTMENT : Ir. Saifuddin Wijaya, MBA

PLANNING DEPARTMENT : Hendra Bawono, MBA
Programming & Budgeting Sect. : Taufik Hidayat, SE, MM
Information System Sect. : Ir. Azril Bayma

RESEARCH & DEVELOPMENT DEPARTMENT : Ir. Joelianoro

INTERNAL CONTROL DEPARTMENT : Ir. I.N.G Arimbawa

FINANCE DIVISION : Su'ad Syuhada, SE, MM
Finance Adm. Sect. : R. Sudaryo, SE
Accounting Sect. : Herman Yuska, SE, MM

PERSONNEL & GENERAL AFFAIRS DIVISION : Asep Sutrisna S, SH, MM
Administration & General Affairs Sect. : Dra. Yayuk Mahanani, MM
Personnel & Training Sect. : Herry Sudrajat, SH, MM

BKI BRANCH OFFICES**AMBON**

Address : Jl. Raya Pelabuhan, Kompleks
Pelabuhan, Ambon 97216
Telephone : (0911) 349607, 352745
Telefax : (0911) 352745
E-mail : bkia@klasifikasiindonesia.com
Head : Ir. Pieter Petrus Paulus

BALIKPAPAN

Address : Jl. MT. Haryono No. 8
Ring Road - Balikpapan 76111
Telephone : (0542) 876637, 876641
876642, 876643
Telefax : (0542) 876639, 876645
E-mail : bkibp@klasifikasiindonesia.com
Head : -
Deputies : Ir. Arsalnan Latief
Ir. A. Bachrun Saad

BANJARMASIN

Address : Jl. Skip Lama No. 19
Banjarmasin 70112
Telephone : (0511) 50175, 58311
Telefax : (0511) 50175
E-mail : bkibj@klasifikasiindonesia.com
Head : Ir. Ridwan Djajanto

BATAM

Address : Jl. Gajah Mada, Komplek Tiban
Indah Mc. Dermot Blok A No. 1
Batam 29421
Telephone : (0778) 322178, 322083
Telefax : (0778) 322118
E-mail : bkibm@klasifikasiindonesia.com
Head : Ir. Darwis Ali
Deputies : Ir. Totok Achmad S
Ir. Teko Prantoko

BELAWAN

Address : Jl. Sulawesi II - Belawan,
Medan 20413
Telephone : (061) 6941025
Telefax : (061) 6941276
E-mail : bkibn@klasifikasiindonesia.com
Head : Ir. Zil Zal HM.

BITUNG

Address : Jl. Babepalar No. 53
Madidir Unet
Bitung 95516
Telephone : (0438) 21129
Telefax : (0438) 21282
E-mail : bkibt@klasifikasiindonesia.com
Head : Ir. Acep Subarkah

CIGADING

Address : Jl. Gerem Raya No. 01
Pulomerak KM. 5, Cilegon 42438
Telephone : (0254) 571007, 573955
Telefax : (0254) 571007
E-mail : bkicg@klasifikasiindonesia.com
Head : Ir. Rachmady S.

CIREBON

Address : Jl. Tuparev KM.3
Cirebon 45153
Telephone : (0231) 205266
Telefax : (0231) 205266
E-mail : bkicn@klasifikasiindonesia.com
Head : Ir. Alfonsus Susilarso, AMK-B

DUMAI

Address : Jl. Sungai Rokan No. 96
Dumai 28814
Telephone : (0765) 32574
Telefax : (0765) 31364
E-mail : bkidm@klasifikasiindonesia.com
Head : Ir. Yunasri Zainal

KENDARI

Address : Jl. Bunga Matahari No. 64
Kemaraya - Kendari 93121
Telephone : (0401) 321622
Telefax : (0401) 322847
E-mail : bkikd@klasifikasiindonesia.com
Head : Ir. Edy Sutrisno

MAKASSAR

Address : Jl. Sungai Cerekang No. 28
Makassar 90115
Telephone : (0411) 311993, 315460
Telefax : (0411) 315460
E-mail : bkims@klasifikasiindonesia.com
Head : Ir. Pardy Abbas

PADANG

Address : Jl. St. Syahrir No. 208
Padang 25216
Telephone : (0751) 61553, 765436
Telefax : (0751) 61553
E-mail : bkipd@klasifikasiindonesia.com
Head : Ir. Bambang Noeljanto

PALEMBANG

Address : Jl. Perintis Kemerdekaan 5 Iilir,
Palembang 30115
Telephone : (0711) 713171, 713172, 713680
Telefax : (0711) 713173
E-mail : bkipb@klasifikasiindonesia.com
Head : Ir. Siswanto

PONTIANAK

Address : Jl. Gusti Hamzah No. 211
Pontianak 78116
Telephone : (0561) 739579, 743107
Telefax : (0561) 739579
E-mail : bkipk@klasifikasiindonesia.com
Head : Ir. Saiful Bachri

SEMARANG

Address : Jl. M. Pardi No. 5, Pelabuhan
Tanjung Emas, Semarang 50129
Telephone : (024) 3543917, 3545805, 3567260
Telefax : (024) 3543917
E-mail : bkism@klasifikasiindonesia.com
Head : Ir. Yansen Miri

SINGAPORE

Address : 7500A Beach Road
The Plaza # 07-318/319
Singapore 199591
Telephone : (65) 68830634 - 43 - 51
Telefax : (65) 63393631
E-mail : bki_sb@ pacific.net.sg
Head : Ir. Setudju Dangkung

SORONG

Address : Jl. Jend. Sudirman No. 140
Sorong 98414
Telephone : (0951) 322600
Telefax : (0951) 323870
E-mail : bkisr@klasifikasiindonesia.com
Head : Ir. Syahrudin Nur

SURABAYA

Address : Jl. Kalianget No. 14
Surabaya 60165
Telephone : (031) 3295448, 3295449,
3295450, 3295451
Telefax : (031) 3294520
E-mail : bkisb@klasifikasiindonesia.com
Head : Ir. M. Nasrun Djafar
Deputies : Ir. Nurdin Gading
Ir. Mohamad Cholil

TANJUNG PRIOK

Address : Jl. Yos Sudarso 38-39-40
Tanjung Priok, Jakarta 14320
Telephone : (021) 490990, 4301701, 4371488,
43910583, 4300993,
4301017, 4301703
Telefax : (021) 4301702, 497020
E-mail : bkitp@klasifikasiindonesia.com
Head : Radjin Sitorus
Deputy : Ir. Umar Faisal

**OFFICES OF FOREIGN CLASSIFICATION SOCIETIES CARRYING OUT SURVEY
ON BEHALF OF BIRO KLASIFIKASI INDONESIA**

**1. AMERICAN BUREAU OF SHIPPING
(ABS)**

Head Office : ABS PLAZA
16855 NORTHCHASE DRIVE
HOUSTON, TX 77060 USA

Telephone : (1) (281) 877-5800
Telefax : (1) (281) 877-5803
Telex : 6737929 ABS HQ
E-mail : abs-worldhq@eagle.org
Web site : www.eagle.org

2. BUREAU VERITAS (BV)

Head Office : 17 BIS, PLACE DES REFLETS,
LA DEFENCE 2
ADR. POST. CEDEX 44
92077 PARIS LA DEFENCE
92400 COURBEVOIE,
FRANCE

Telephone : (33) (1) 4291-5291
Telefax : (33) (1) 4291-5447
Telex : 615370 F BV ADM
SHIPS IN SERVICE
MANAGEMENT
615368 F BV SMS

E-mail : info@bureauveritas.com
Web site : www.bureauveritas.com

**3. CHINA CLASSIFICATION SOCIETY
(CCS)**

Head Office : 40 DONG HUANG CHENG
GEN NAN JIE,
BEIJING - 100006
PEOPLE'S REPUBLIC OF
CHINA

Telephone : (86) (010) 65136633, 65136787
Telefax : (86) (010) 65130188
Telex : 210407 CCSBJ CN
Cable : CHINAREG
Web site : www.ccs.org.cn

4. DET NORSKE VERITAS (DnV)

Head Office : VERITASVEIEN 1,N-1322
HOVIK, NORWAY

P.O.Box : 300,1322 HOVIC, NORWAY

Telephone : (47) 6757 9900
Telefax : (47) 6757 9911
Telex : 76 192 VERIT N
Cable : VERITAS OSLO
Web site : www.dnv.no

5. GERMANISCHER LLOYD (GL)

Head Office : VORSETZEN 32.
D-20459 HAMBURG

Telephone : (49) (0) 40-36149 - 0
Telefax : (49) (0) 40-36149 - 200
Telex : 2 12828 glhh d
Cable : klassenlloyd hamburg
E-mail : headoffice@germanlloyd.org
Web site : www.germanlloyd.org

**6. HELLENIC REGISTER OF SHIPPING
(HR)**

Head Office : 23 AKTI MIAOULI, 185
35 PIRAEUS, GREECE

Telephone : (30) (1) 4221900-909
Telefax : (30) (1) 4221913/4221914
Telex : 211564/241149 HRS GR
Cable : HELREGSHIP-PIRAEUS
E-mail : hrs@hrs.gr
Web site : www.hrs.gr

**7. INDIAN REGISTER OF SHIPPING
(IRS)**

Head Office : 52A, ADI SHANKARA-
CHARYA MARG, OPP.
POWAI LAKE, POWAI,
MUMBAI - 400 072.

Telephone : (91) (22) 5703627 (8 LINES)
Telefax : (91) (22) 5703611
Telex : 011-72109 IRS IN
E-mail : irsho@bom3.vsnl.net.in
Web site : www.irclass.org

**8. KOREAN REGISTER OF SHIPPING
(KRS)**

Head Office : 23-7 JANG-DONG,
YUSUNG-KU, TAEJON
REP. OF KOREA 305-600

P.O. Box : 29 TAEJON REP.OF KOREA

Telephone : (82) (42) 869-9114
Telefax : (82) (42) 862-6011 - 6
Web site : www.krs.co.kr

**9. KOREAN CLASSIFICATION SOCIETY
DPR OF KOREA (KCS)**

Head Office : P.O. BOX 416. PYONGYANG
DEMOCRATIC PEOPLES
REPUBLIC OF KOREA
Telephone : (850) (2) 331 8059
Telefax : (850) (2) 331 4416/4427
Telex : 38041 HS KP

**10. LLOYD'S REGISTER OF SHIPPING
(LR)**

Head Office : 100 LEADENHALL STREET,
LONDON, EC 3A 3BP
UNITED KINGDOM
Telephone : (44) (171) 709 9166
Telefax : (44) (171) 4884796
Telex : 888379 LR LON. G
E-mail : it_helpdesk@lr.org
Web site : www.lr.org

11. NIPPON KAIJI KYOKAI (NK)

Head Office : 4-7. KIOI-CHO,
CHIYODA-KU, TOKYO
102-8567, JAPAN
Telephone : (81) (3) 3230-1201
Telefax : (81) (3) 5226-2012
Telex : J22975 CLASSNK,
2324280 CLASSNKJ
Cable : CLASSNK
E-mail : cld@classnk.or.jp
Web site : www.classnk.or.jp

**12. POLISH REGISTER OF SHIPPING
(PRS)**

Head Office : Al.Gen.Jozefa Hallera 126,
80-416 GdaDsk, POLAND
Telephone : (+48) (58) 346 17 00
Telefax : (+48) (58) 346 0392
E-mail : do @ prs.pl
Web site : www.prs.gda.pl

**13. REGISTRUL NAVAL ROMAN
(RNR)**

Head Office : BD, DINICU GOLESCU NR. 38
SECTOR 1,
BUCURESTI 77113, ROMANIA
Telephone : (40) (01) 2223768, 6146431
Telefax : (40) (01) 2231972
Telex : 10256 mrr

14. RINAVE PORTUGUESA

Head Office : ESTRADA DO PACO DO
LUMIAR POLO
TECNOLOGICO, LOTE 17
1600 - 485 LISBOA,
PORTUGAL
Telephone : (351) 217 100 900
Telefax : (351) 217 100 920
E-mail : cr_lisboa @ rinave.pt
Web site : www.rinave.pt

**15. SHIPS CLASSIFICATION MALAYSIA
(SCM)**

Head Office : NO. 1A, TINGKAT 1, BLOK 4
WORLDWIDE BUSINESS
CENTRE, JALAN KARATE
13/49, SEKSYEN 13, 40675
SHAH ALAM, SELANGOR
MALAYSIA
Telephone : (60) (03) 55138170
Telefax : (60) (03) 55138086
E-mail : scmhq@pd.jaring.my

16. VIETNAM REGISTER (VR)

Head Office : 1C KIM NGUU STR
RONAI - VIETNAM
Telephone : (84) (4) 9714243/8219583;
MOBILE : 091205853
Telefax : (84) (4) 8211320/9715839
E-mail : vr@hn.vnn.vn
Web site : www.vr.vnn.vn

COOPERATION WITH FOREIGN CLASSIFICATION SOCIETIES

NO	CLASSIFICATION SOCIETIES	STATE	KIND OF COOPERATION
1	American Bureau of Shipping (ABS)	USA	Dual Class
2	Bureau Veritas (BV)	France	Dual Class
3	China Classification Society (CCS)	China	Mutual Representation
4	Det Norske Veritas (DnV)	Norway	Dual Class
5	Germanischer Lloyd (GL)	Germany	Mutual Representation
6	Hellenic Register of Shipping (HR)	Greece	Mutual Representation
7	Indian Register of Shipping (IRS)	India	Mutual Representation
8	Korean Register of Shipping (KRS)	Rep. of Korea	Mutual Representation
9	Korean Classification Society DPR of Korea (KCS)	DPR of Korea	Mutual Representation
10	Lloyd's Register of Shipping (LR)	U K	Dual Class
11	Nippon Kaiji Kyokai (NK)	Japan	Mutual Representation
12	Polish Register of Shipping (PRS)	Poland	Mutual Representation
13	Registrul Naval Roman (RNR)	Romania	Mutual Representation
14	Rinave Portuguesa	Portugal	Mutual Representation
15	Ships Classification Malaysia (SCM)	Malaysia	Mutual Representation
16	Vietnam Register (VR)	Vietnam	Mutual Representation

Table of Contents

	Page
A. Scope	1
B. Class Notation, Certificate Entries	1
C. Novel Arrangements and Design	2
D. Documents for Approval	2
E. Technical Requirements	3
F. Testing	10

Appendix A **Power Demand Diagrams**

Appendix B **Example for the Calculation of Air Supply to Container Holds**

Guidelines for Carriage of Refrigerated Containers on Board Ships

A. Scope

1. These Guidelines apply to container ships with the Class Notation **RCP x/y** (Refrigerated Container Stowage Positions).
2. The requirements are additional to those of Rules for Hull, Volume II, Sections 1 to 22. They apply to the stowage of refrigerated containers both on deck and in container holds.
3. These Guidelines imply that the container refrigeration units carried on board are fully functional at ambient temperatures up to 50 °C.
4. It is assumed that the refrigerated containers are generally at their predetermined carrying temperature at the time the containers are taken on board.

B. Class Notation, Certificate Entries

This Class Notation will be affixed to the Character of Classification for the machinery and will be assigned upon approval of the design and satisfactory testing upon completion. The Class Notation **RCP** is supplemented by two figures the first of which stands for the number of certified refrigerated container stowage positions and the second figure for the percentage of containers carrying fruit / chilled cargoes.

For example ... **RCP 860/25**

means, that the ship is designed for the simultaneous carriage of **860** refrigerated containers arranged on deck and/or in container holds, thereof a maximum of **25%** may be loaded with fruit / chilled cargoes.

The designated number of refrigerated containers is related to FEU (forty foot equivalent units). Details concerning container size, stowage positions and special conditions will be stipulated in the annex to the Certificate of Class.

C. Novel Arrangements and Design

1. Arrangements differing in design from those which have already been proved suitable in service on board ships are subject to BKI's approval. For such installations/ arrangements, BKI may impose special requirements as to the extent of documentation to be submitted for approval and the scope of testing.
2. In case this Class Notation is applied for ships other than container ships it will be given special consideration.

D. Documents for Approval

The following documents are to be submitted in triplicate :

1. General arrangement plan showing all refrigerated container stowage positions for designated container sizes.
2. Cargo hold ventilation system showing the air ducting and the air distribution system, details of air inlets and outlets including type, size and location, details of mechanical ventilation fans including duty point at design conditions, details showing the means provided against water ingress.
3. Diagrammatic plan of cooling water systems used for container refrigeration units equipped with water-cooled condensers (fresh and sea cooling water system).
4. Calculation of electric power demand (see Rules for Electrical Installations, Volume IV, Section 3, A.) covering all refrigerated containers and the necessary fans for the container holds according to E. 4.
5. Details concerning power supply for container sockets and fans for the container hold including monitoring and alarms.

E. Technical Requirements

1. Heat dissipation from container holds by means of air ventilation systems

1.1 General criteria

Container hold ventilation systems are to be determined by the size and type of refrigerated containers and the kind of cargo envisaged to be carried.

Unless otherwise agreed, the capacity of air supply is to be calculated for unrestricted service range of the vessel at following conditions:

- ambient air condition : 35 °C, RH 70 %
- max. temperature in container holds : 45 °C
- max. seawater temperature : 32 °C

1.1.1 Air supply to container holds designed for the carriage of refrigerated containers using air-cooled condensers

The following values for air supply may be used as a guidance:

- 3100 m³/h per 20 ft refrigerated container
- 4500 m³/h per 40 ft refrigerated container

Alternatively, the air supply capacity to container holds may be calculated by applying the formula given below. A simultaneous factor shall not be applied.

$$V_{\text{air supply}} = \left(P_{\text{el.cont.}} + Q_{\text{resp.}} + P_{\text{fans}} \right) \cdot \frac{g_{\text{air}}}{h_{45} - h_{35}}$$

= calculated air supply capacity per container stowage position in container hold [m³/s]

$P_{el. cont.}$	=	power demand per refrigerated container depending on cargo mix, see Fig. A.1 and A.2 [kW]
$Q_{resp.}$	=	respiration heat of fruit cargoes per container [kW]
P_{fans}	=	power demand of cargo hold air supply fans per container [kW]
ϱ_{air}	=	specific volume of air at inlet condition [m ³ /kg]
$h_{45} - h_{35}$	=	enthalpy difference [kJ/kg]

An example of calculation air supply capacities to cargo holds is given in Appendix B.

1.1.2 Air supply to container holds designed for the carriage of refrigerated containers using water-cooled condensers

The calculation of air supply to container holds shall be based on the following heat emission values:

- 1,5 kW per 20' refrigerated container
- 2,1 kW per 40' refrigerated container

Unless otherwise agreed, at least 8% of the container refrigeration units shall be considered to operate without water cooling.

The following values for air supply may be used as a guidance:

- 460 m³/h per 20' refrigerated container
- 700 m³/h per 40' refrigerated container

1.2 Air ducting and air distribution

1.2.1 Air ducting and air distribution systems are to be designed to ensure that heat dissipation from the refrigerated containers regardless of the loaded condition. Hot spots are to be avoided.

1.2.2 Dedicated air supply ducts and fans shall be arranged for each container stack. In case of the outermost stacks, one air supply duct and fan may serve air supply to the outermost two or three stacks. The number of refrigerated containers served by one air supply fan shall not exceed 16.

For the design case specified in 1.1.2, the container hold ventilation system may be reduced to two air ducts with fans and with air supply outlets arranged in the lower part of the container hold.

- 1.2.3** Air supply in container holds shall be directed to the lower part (1/3 height) of each container refrigeration unit.

For the design case specified in 1.1.2, individual air distribution to each container need not be provided.

- 1.2.4** When container holds are designed for the simultaneous stowage of 8,5' and 9,5' containers the air supply outlets in holds are to be provided with adjustable openings to direct air supply to the lower part of the container refrigeration units independent of the stowage pattern.
- 1.2.5** Consideration is to be given to minimize the air flow resistance between container refrigeration units and exhaust air outlets of container holds. Restrictions of air flow caused by walkways etc. shall be kept to a minimum.

1.3 Air inlets and outlets on deck

- 1.3.1** Air inlets and air outlets of cargo hold ventilation systems are to be arranged such that heat dissipation from container holds is ensured even in heavy weather. Where supply air inlets are required to be provided with weather-tight closures in accordance with ILLC 66, suitable means shall be provided against water ingress such as water traps or droplet separators. Alternative arrangements may be agreed with BKI, e.g. arrangements in locations protected against green water.
- 1.3.2** The positions of air inlets and air outlets are to be such as to prevent short-circuiting of air. Heat ingress from the deck stowed containers into the cargo hold as well as the effect of warm exhaust air on deck stowed containers shall be considered.
- 1.3.3** The total cross sectional area of exhaust air outlets is to be designed such that the air velocity does not exceed 10 m/s. Air velocities up to 13 m/s may be accepted in

case suitable arrangements are provided for access doors to container holds to allow safe handling under any excess pressure condition inside container holds, e.g. by means of air locks or other suitable arrangements.

1.4 Air supply fans for container holds

- 1.4.1** Air supply fans shall be capable of being operated simultaneously with the weather-tight covers at the exhaust air outlets with one side closed, i.e. starboard or port side.
- 1.4.2** Air supply fan motors shall be capable of being replaced with the ship in any loaded condition.
- 1.4.3** At least one spare air supply fan motor of each type shall be kept available on board.

1.5 Heat dissipation from refrigerated containers stowed on deck

- 1.5.1** Heat dissipation by means of natural air convection is considered sufficient for the first and the second tier stowed on deck.
- 1.5.2** Stowage positions for refrigerated containers arranged on the third tier will be given special consideration.

2. Heat dissipation by means of cooling water systems

2.1 Cooling water systems intended for refrigerated containers equipped with watercooled condensers

- 2.1.1** Cooling water pipes, valves and fittings are to meet the Rules for Machinery Installations, Volume III, Section 11.
- 2.1.2** Cooling water systems including temperature control systems shall be designed that specified temperatures at condenser inlets can be maintained under all operating conditions.

-
- 2.1.3** The total rating shall be covered by at least two cooling water pumps each designed for 100% rating and two heat exchangers, each designed for a capacity of at least 60% rating.
 - 2.1.4** Shut-off valves are to be provided at the cooling water inlets and outlets of each container hold.
 - 2.1.5** Automatic vents and manual test valves are to be provided at the highest point of cooling water outlet pipes arranged in each container hold. Drains from vents shall be led to the container hold bilge via drain pipes.
 - 2.1.6** Means are to be provided to ensure continuous cooling water flow in the piping systems at part loaded condition, e.g. suitable by-pass arrangements or speed-variable cooling water pumps.
 - 2.1.7** An expansion tank with automatic replenishing of cooling water from a storage tank is to be provided. Expansion tanks shall be fitted with vents, drains, level indicators as well as low level alarms.

3. Access arrangements

3.1 Access to containers for monitoring/repairs

- 3.1.1** Suitable access shall be provided to refrigerated containers stowed on deck and in container holds to allow monitoring and repairs including compressor replacement. A minimum width of 600 mm is considered sufficient.
- 3.1.2** In cargo holds, walkways shall be arranged in front of the container refrigeration units to allow easy monitoring.
- 3.1.3** On deck, safe means of access shall be provided for refrigerated containers stowed in any elevated tier, e.g. by means of lashing bridges, fixed or mobile platforms.

3.2 Access to container holds

3.2.1 Means shall be provided to allow personnel safe access to container holds taking into consideration the effect of over pressure in container holds.

4. Electric power supply for refrigerated container sockets and cargo hold fans

In addition to the requirements of Rules for Electrical Installations, Volume IV and ISO 1496-2 – Electrical aspects of thermal containers, the following is to be complied with:

4.1 Refrigerated container sockets according to these guidelines and the fans for corresponding cargo holds shall be considered as secondary essential equipment.

4.2 The power demand for refrigerated containers shall be calculated based on a cargo mix as per Fig. A.3 and A.4. The percentage in fruit /chilled cargo containers should not be less than 20 % and shall in any case be agreed between ship owner and shipyard. Electrical components provided within sub-distribution systems may be designed for different power demand per FEU/TEU.

In exceptional cases the power demand may be calculated on the basis of ship owner's experiences with specific trades and cargo pattern.

The power demand for the cargo hold ventilation shall be calculated separately.

4.3 If any one of the generators is out of order, the remaining generators shall supply at least seagoing conditions and all certified refrigerated container sockets including cargo hold fans.

4.4 The rating of all generators shall be sufficient to supply the container sockets and the cargo hold fans in addition to the consumers needed under manoeuvring conditions.

4.5 A simultaneous factor for group supply cables for container sockets and for accessory transformers may be agreed in individual cases.

- 4.6** Sub-distribution boards for container sockets shall be supplied independent of each other to minimize the influence of the cargo in case of a failure.

The number of container sockets connected to one final circuit shall not exceed 10.

- 4.7** Sub-distribution boards for cargo hold fans shall be supplied independent of each other to minimize the influence of the cargo in case of a failure.

- 4.8** The electric power supply to refrigerated container sockets should be galvanically isolated from the ship mains to avoid any influence in case of insulation faults.

- 4.9** Gradual restarting of refrigerated containers should be possible after blackout depend on the available electric power and at a central location.

5. Indications, monitorings and alarms

- 5.1** The power supply to distribution boards for refrigerated containers and cargo hold fans shall be indicated locally.

- 5.2** Ships designed for more than 150 refrigerated container stowage positions shall be equipped with a remote condition monitoring system which is to conform to a recognized standard, e.g. ISO 10368.

- 5.3** A failure of power supply for refrigerated container circuits and/or for cargo hold fans shall be alarmed. A common alarm for each distribution board is considered sufficient.

- 5.4** All alarms shall be displayed locally and in a control station. The alarms shall be integrated within the general ships alarm system.

F. Testing

Measurements and tests shall be carried out in the presence of the Surveyor.

1. Testing of air duct systems

1.1 Prefabricated air ducts shall be individually tested at the manufacturer's to the following extent :

1.1.1 Measurement of air capacity at the inlet openings.

1.1.2 Measurement of air distribution at the air outlets. The maximum deviation of air flow at each outlet shall be $\pm 10\%$ of the rated flow.

1.2 Air ducts which form an integral part of the ships hull shall be tested in place. For scope of testing, see 1.1.

2. Inspection and testing on completion

2.1 Measurement of air capacities at all cargo hold exhaust air openings, while respective fans used for the carriage of refrigerated containers run simultaneously. The maximum air velocity measured at the face of the louvers shall be in line with the requirements set out in E.1.3.3. An allowance of maximum 10% may be accepted.

2.2 Verification of unrestricted function of hold ventilation systems with exhaust air outlets closed on one side (starboard or portside), see E.1.4.1.

2.3 Alarm systems described in E.5.3 – E.5.4 shall be tested with regard to correct function.

2.4 Cooling water piping systems are to be subjected to a tightness test under operational conditions.

Appendix A

POWER DEMAND - DIAGRAMS

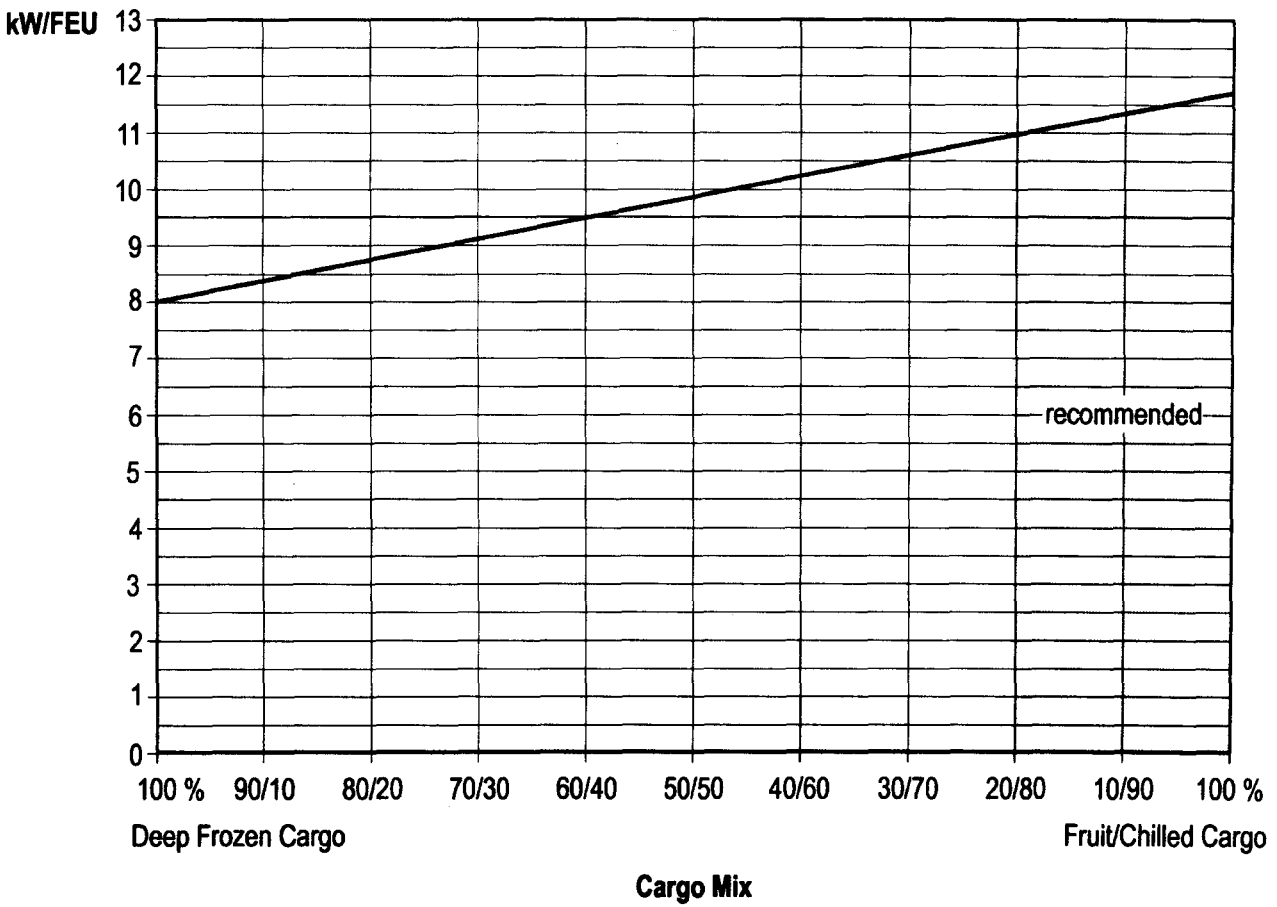
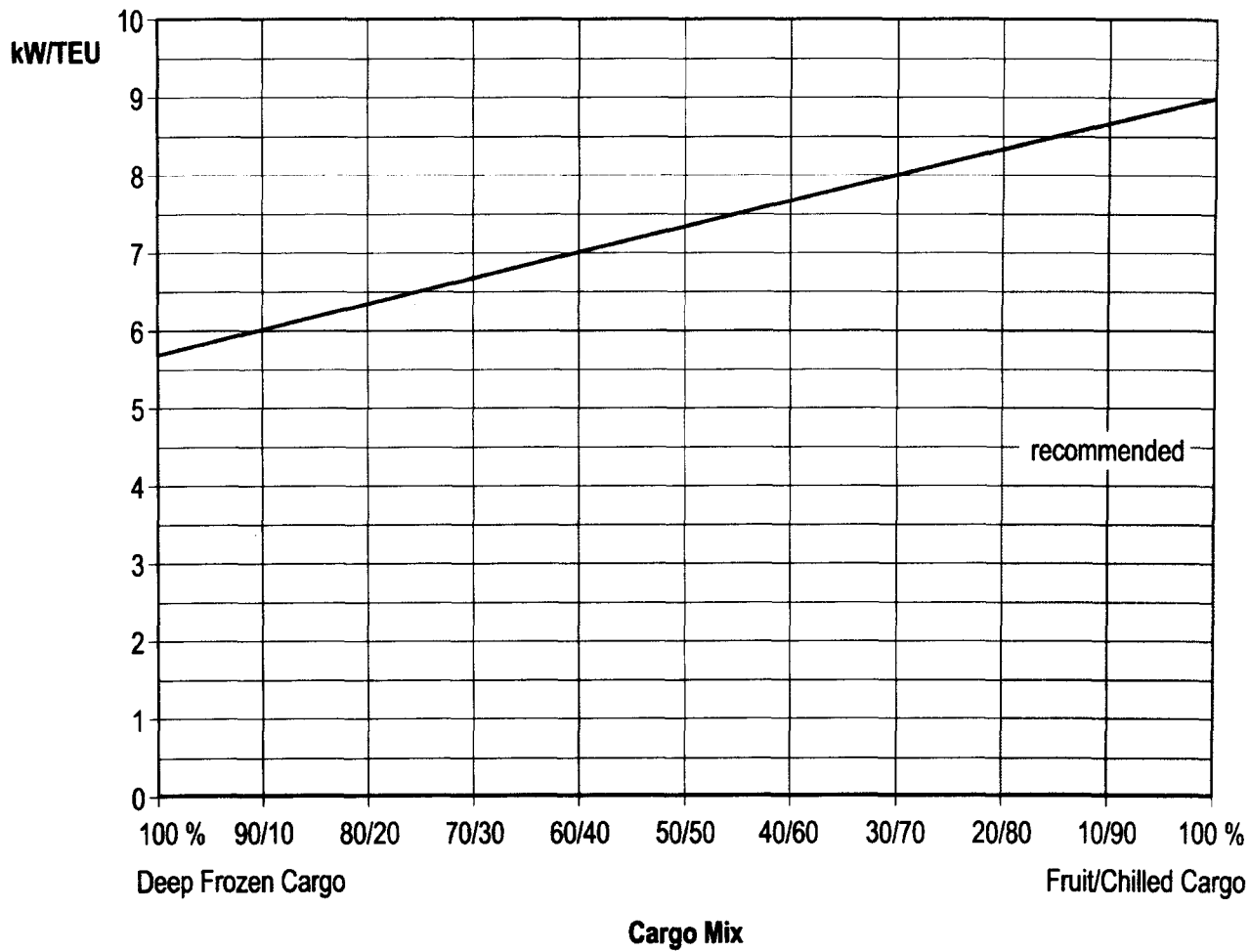
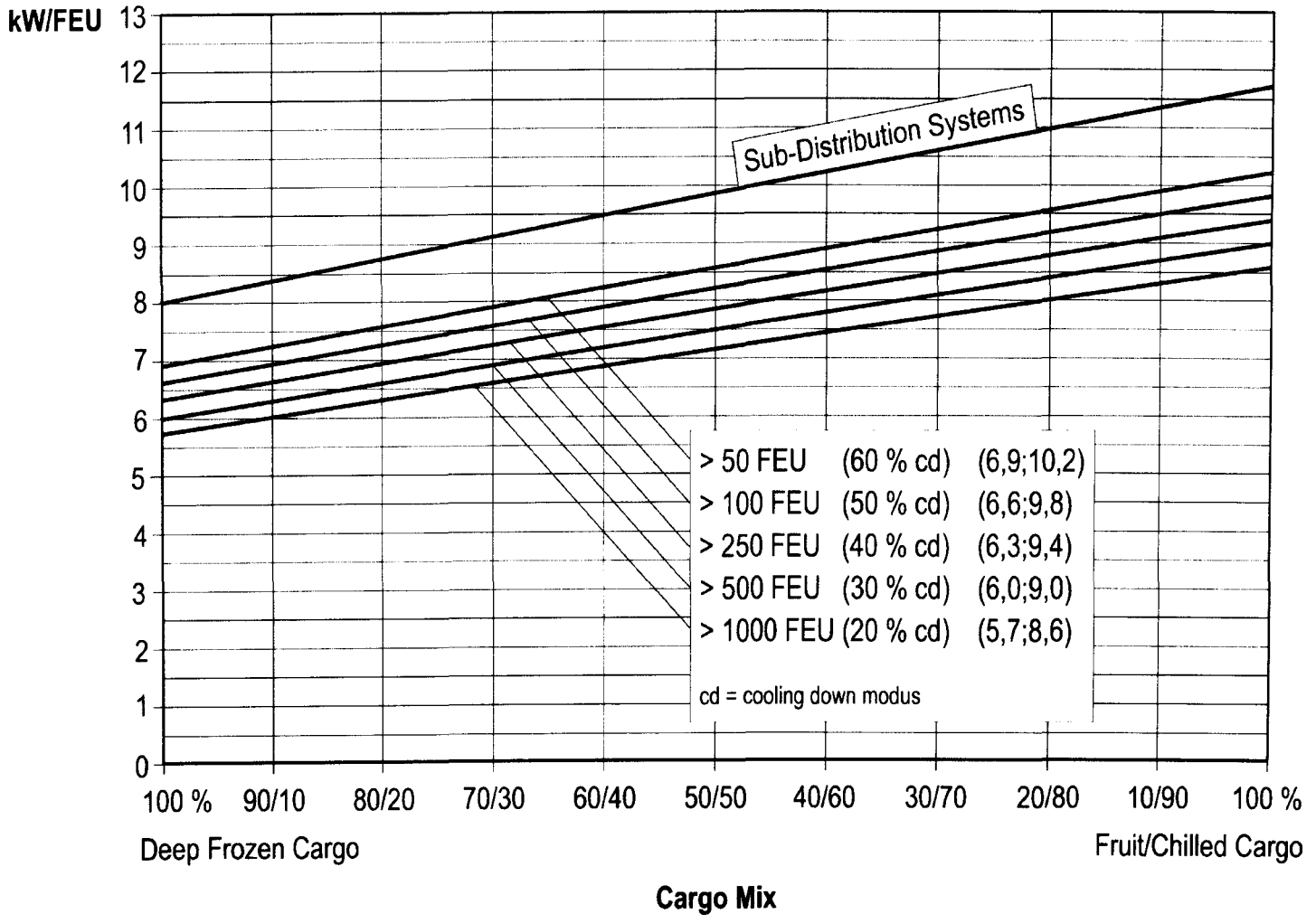


Fig. A.1 Power Demand 40' Reefer Container
Determination of Cargo Hold Ventilation System

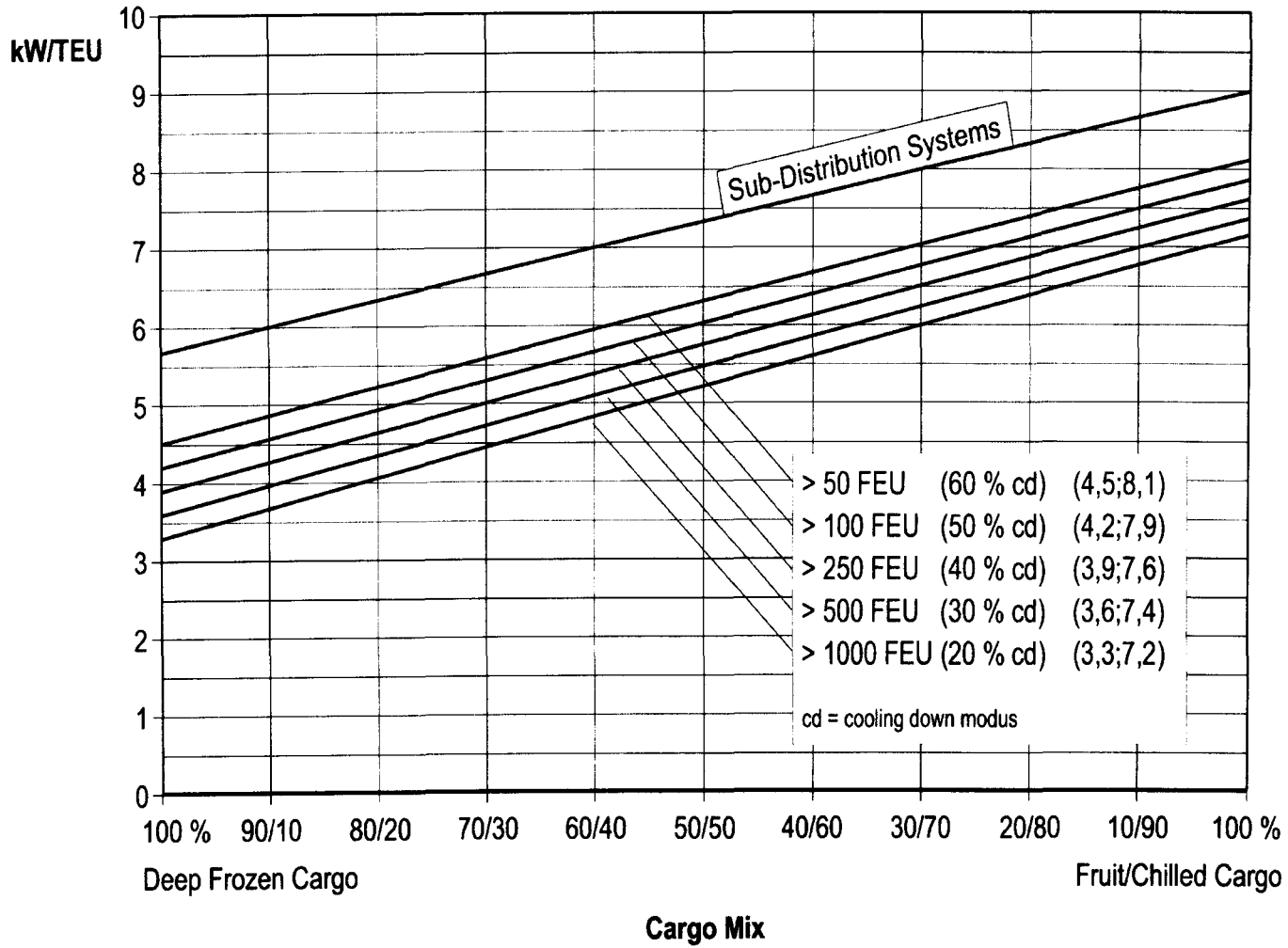


**Fig. A. 2 Power Demand 20' Reefer Container
Determination of Cargo Hold Ventilation System**

**Fig. A.3 Power Demand 40' Reefer Container
Determination of Generator Power and
Sub-Distribution System**



**Fig. A.4 Power Demand 20' Reefer Container
Determination of Generator Power and
Sub-Distribution System**



Appendix B

Example for the Calculation of Air Supply to Container Holds

$$V_{\text{supply air}} = (P_{\text{el. cont.}} + Q_{\text{resp.}} + P_{\text{fans}}) \cdot \frac{\vartheta_{\text{air}}}{h_{45} - h_{35}} [\text{m}^3 / \text{s}]$$

Where as :

V_{supply}	=	m^3/s	required air supply capacity per 40' container
$P_{\text{el. cont.}}$	=	11,0 kW	cargo mix 20 % deep frozen / 80 % fruits (Fig. A.1)
$Q_{\text{respiration}}$	=	1,5 kW	64 W/t, in case of bananas
$P_{\text{c/h supplyfan}}$	=	1,4 kW	based on 4500 m^3/h , 700 Pa, $\eta_{\text{fan}} = 75 \%$, $\eta_{\text{M}} = 85 \%$
ϑ_{air}	=	0,92 m^3/kg	specific volume of air at inlet condition
$h_{45} - h_{35}$	=	10,3	enthalpy difference of exhaust air and inlet air
V_{supply}	=	$(11,0 + 1,5 + 1,4) \cdot 0,92 / 10,3 = 1,24 \text{ m}^3/\text{s} \sim 4470 \text{ m}^3/\text{h}$ per FEU	